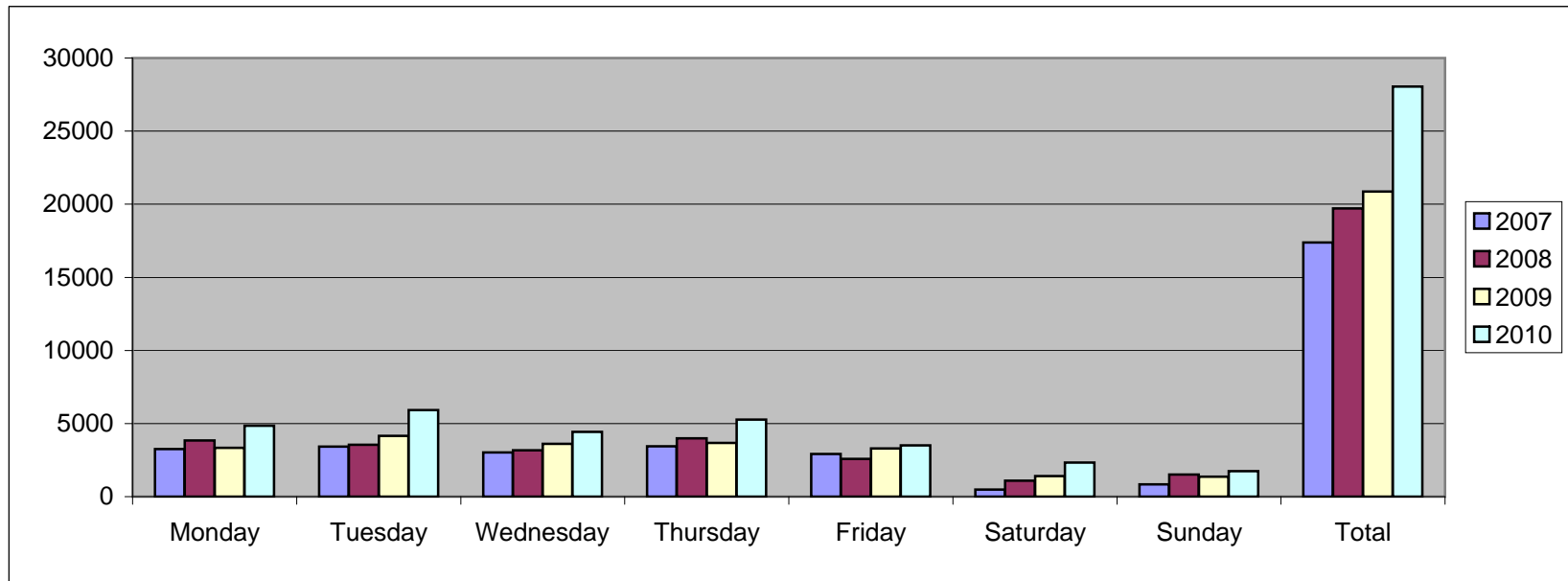


COMMUNITY FACILITIES USAGE SUMMARY 2009

Audit of Facilities

	Monday	Tuesday	Wednesday	Thursday	Friday	Saturday	Sunday	Total
2007	3252	3414	3017	3442	2922	487	848	17382
2008	3835	3555	3163	3984	2576	1096	1502	19711
2009	3334	4157	3609	3681	3295	1407	1375	20858
2010	4853	5930	4432	5261	3497	2320	1752	28045



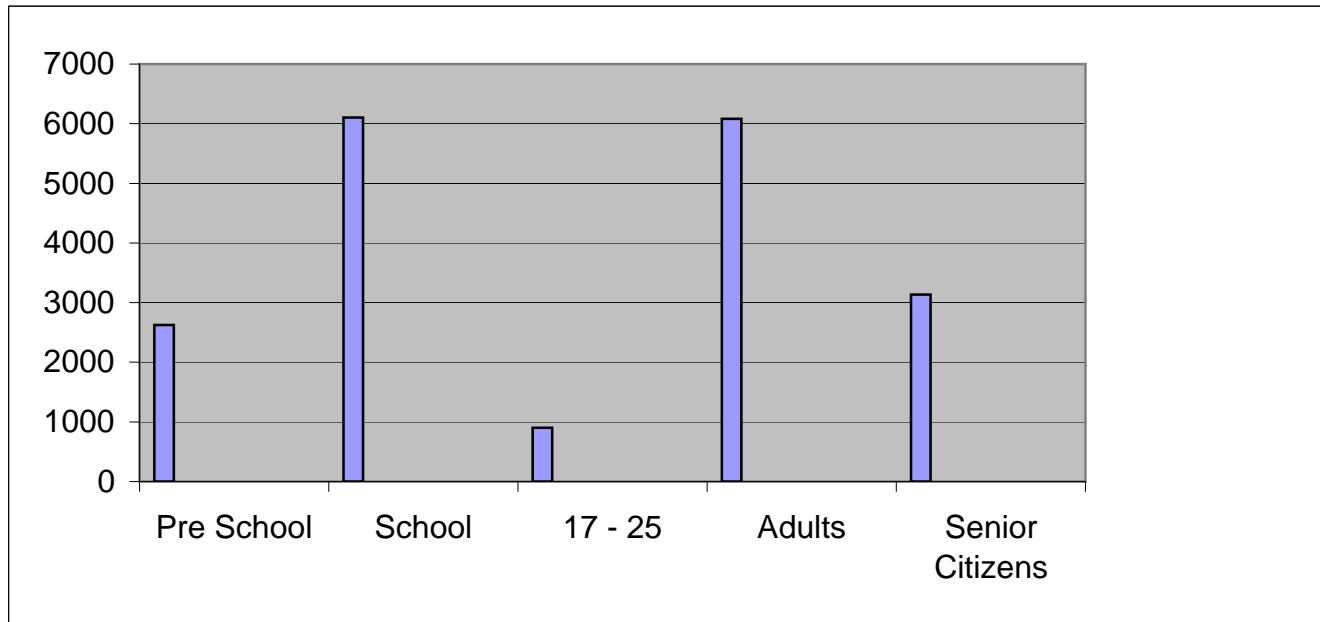
These figures are for one week only and have an increase of 7187 from last year

Armadale and Forestbank have reduced usage as they are presently relocated to alternative venues while the Centre is refurbished

Life Stages Summary

Audit of Facilities

	Pre School	School	17 - 25	Adults	Senior Citizens	Total
	2627	6102	900	6083	3133	18845
						0
						0
Total	2627	6102	900	6083	3133	18845



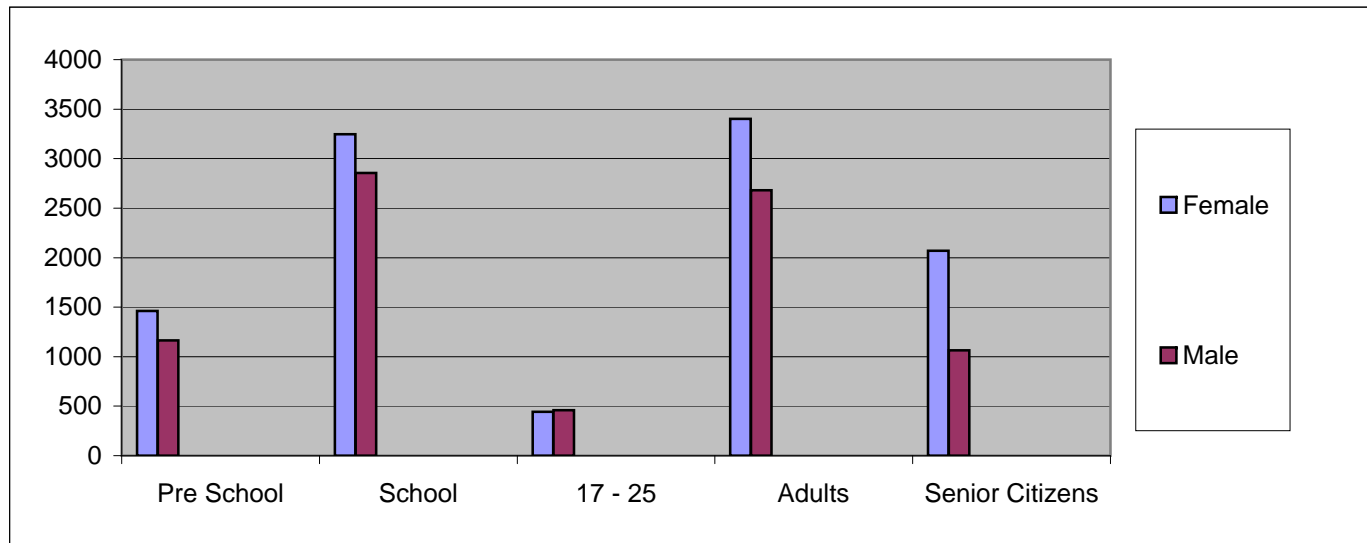
Staff / Volunteers	1525
Casual	7675
Life Stages	18845
Totals	28045

Corresponds with User Survey

Life Stages Summary Female & Male

Audit of Facilities

Bathgate	Pre School	School	17 - 25	Adults	Senior Citizens	Total
Female	1463	3248	442	3403	2068	10624
Male	1164	2854	458	2680	1065	8221
Total	2627	6102	900	6083	3133	18845



Staff / Volunteers	1525
Casual	7675
Life Stages	18845
Totals	28045

Corresponds with Audit
