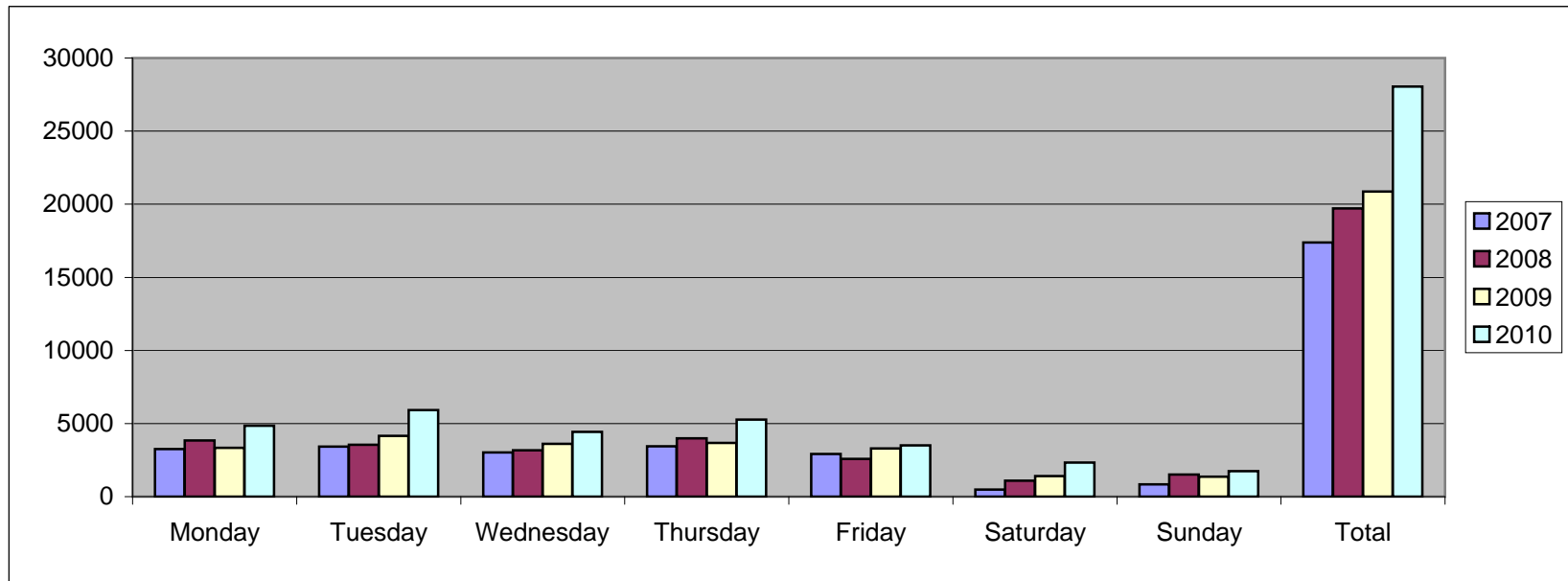


## COMMUNITY FACILITIES USAGE SUMMARY 2009

Audit of Facilities

	Monday	Tuesday	Wednesday	Thursday	Friday	Saturday	Sunday	Total
<b>2007</b>	<b>3252</b>	<b>3414</b>	<b>3017</b>	<b>3442</b>	<b>2922</b>	<b>487</b>	<b>848</b>	<b>17382</b>
<b>2008</b>	<b>3835</b>	<b>3555</b>	<b>3163</b>	<b>3984</b>	<b>2576</b>	<b>1096</b>	<b>1502</b>	<b>19711</b>
<b>2009</b>	<b>3334</b>	<b>4157</b>	<b>3609</b>	<b>3681</b>	<b>3295</b>	<b>1407</b>	<b>1375</b>	<b>20858</b>
<b>2010</b>	<b>4853</b>	<b>5930</b>	<b>4432</b>	<b>5261</b>	<b>3497</b>	<b>2320</b>	<b>1752</b>	<b>28045</b>



These figures are for one week only and have an increase of 7187 from last year

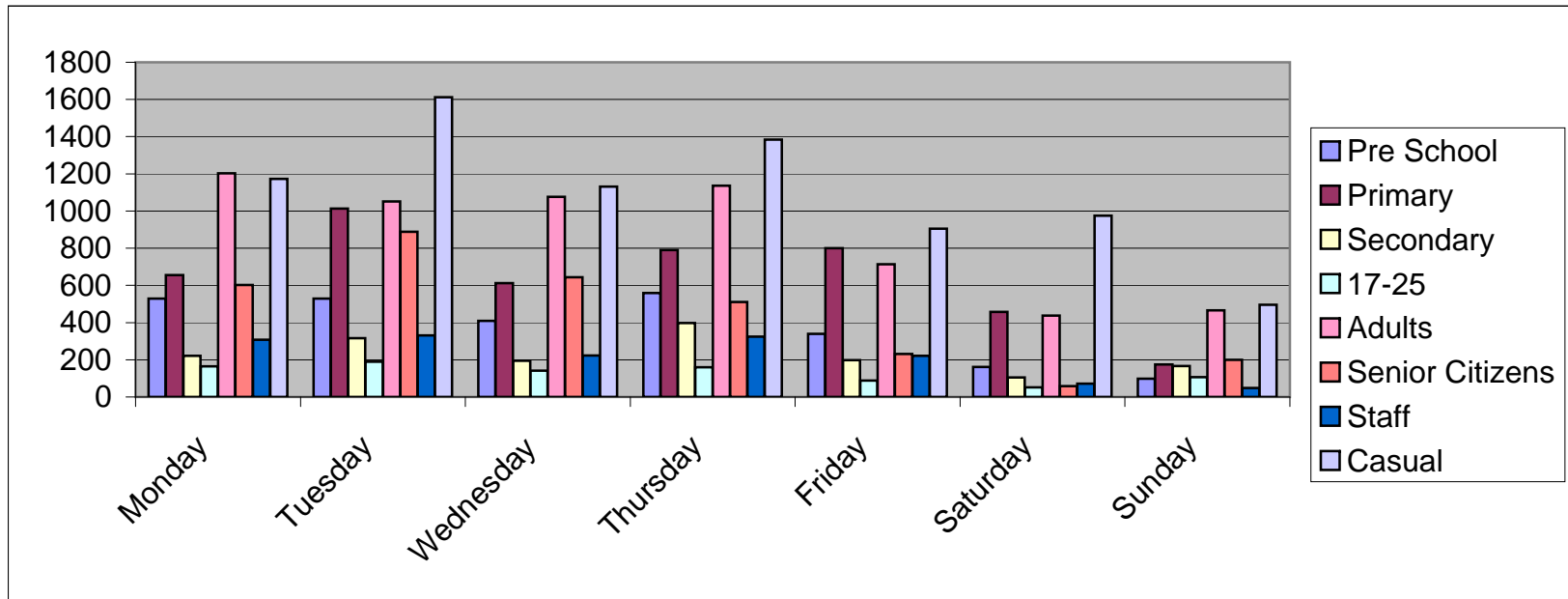
Armadale and Forestbank have reduced usage as they are presently relocated to alternative venues while the Centre is refurbished



## Summary

Audit of Facilities

	Monday	Tuesday	Wednesday	Thursday	Friday	Saturday	Sunday	Total
Pre School	529	529	410	559	340	162	98	2627
Primary	655	1013	613	790	800	458	175	4504
Secondary	222	316	194	397	198	105	166	1598
17-25	164	190	141	159	88	52	106	900
Adults	1202	1051	1076	1137	714	438	465	6083
Senior Citizens	602	888	643	511	231	59	199	3133
Staff	307	331	223	324	221	71	48	1525
Casual	1172	1612	1132	1384	905	975	495	7675
<b>Total</b>	<b>4853</b>	<b>5930</b>	<b>4432</b>	<b>5261</b>	<b>3497</b>	<b>2320</b>	<b>1752</b>	<b>28045</b>



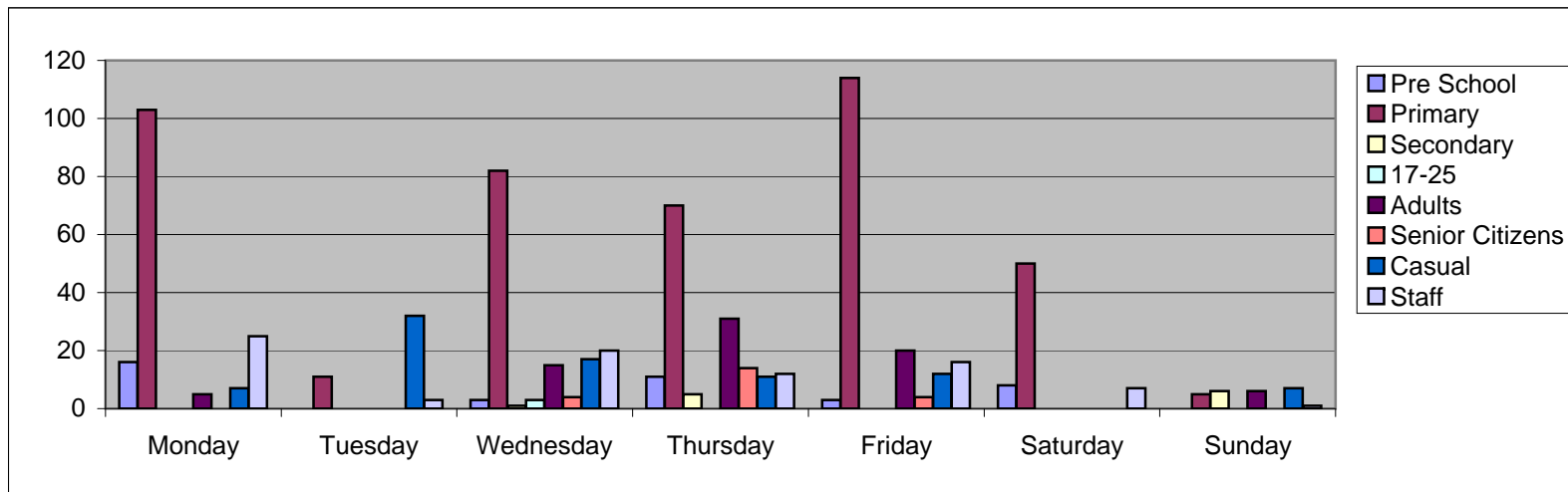
**NOTE: Casual Users has not been broken into life stages only days of week. Staff has been added this year**



## Addiewell

### Audit of Facilities

<b>Addiewell</b>	<b>Monday</b>	<b>Tuesday</b>	<b>Wednesday</b>	<b>Thursday</b>	<b>Friday</b>	<b>Saturday</b>	<b>Sunday</b>	<b>Total</b>
Pre School	16	0	3	11	3	8	0	41
Primary	103	11	82	70	114	50	5	435
Secondary		0	1	5	0	0	6	12
17-25		0	3	0	0	0	0	3
Adults	5	0	15	31	20	0	6	77
Senior Citizens	0	0	4	14	4	0	0	22
Staff	25	3	20	12	16	7	1	84
Casual	7	32	17	11	12	0	7	86
<b>Total</b>	<b>156</b>	<b>46</b>	<b>145</b>	<b>154</b>	<b>169</b>	<b>65</b>	<b>25</b>	<b>760</b>



---



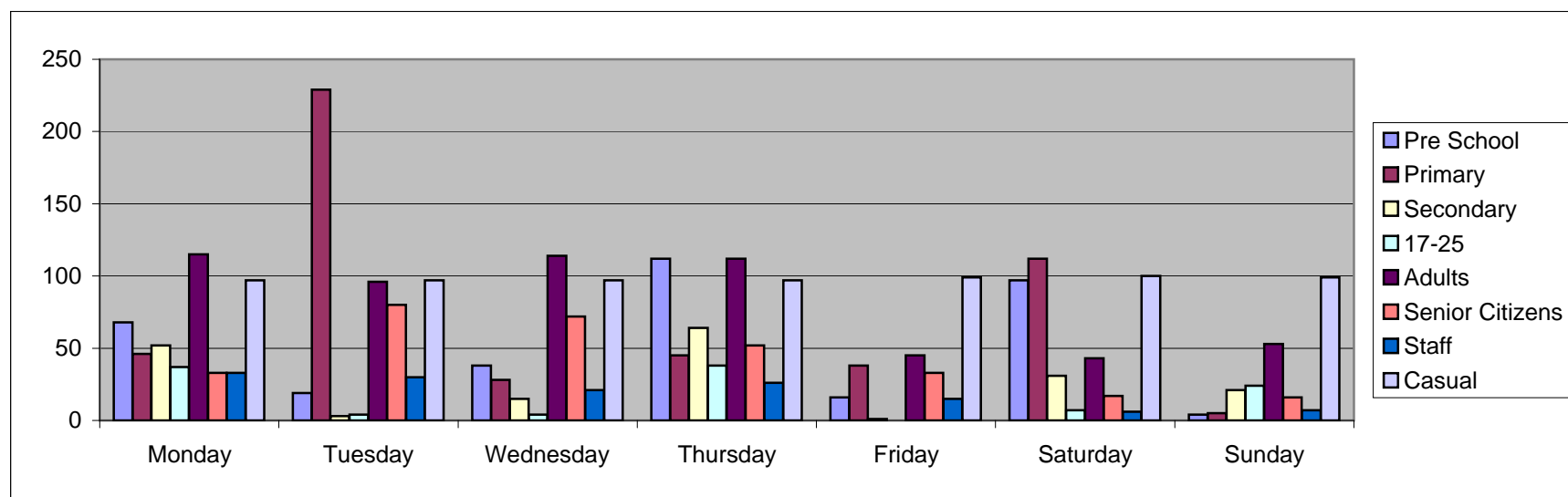
---

## Centre Summary

## Bathgate

Audit of Facilities

Bathgate	Monday	Tuesday	Wednesday	Thursday	Friday	Saturday	Sunday	Total
Pre School	68	19	38	112	16	97	4	354
Primary	46	229	28	45	38	112	5	503
Secondary	52	3	15	64	1	31	21	187
17-25	37	4	4	38	0	7	24	114
Adults	115	96	114	112	45	43	53	578
Senior Citizens	33	80	72	52	33	17	16	303
Staff	33	30	21	26	15	6	7	138
Casual	97	97	97	97	99	100	99	686
<b>Total</b>	<b>481</b>	<b>558</b>	<b>389</b>	<b>546</b>	<b>247</b>	<b>413</b>	<b>229</b>	<b>2863</b>



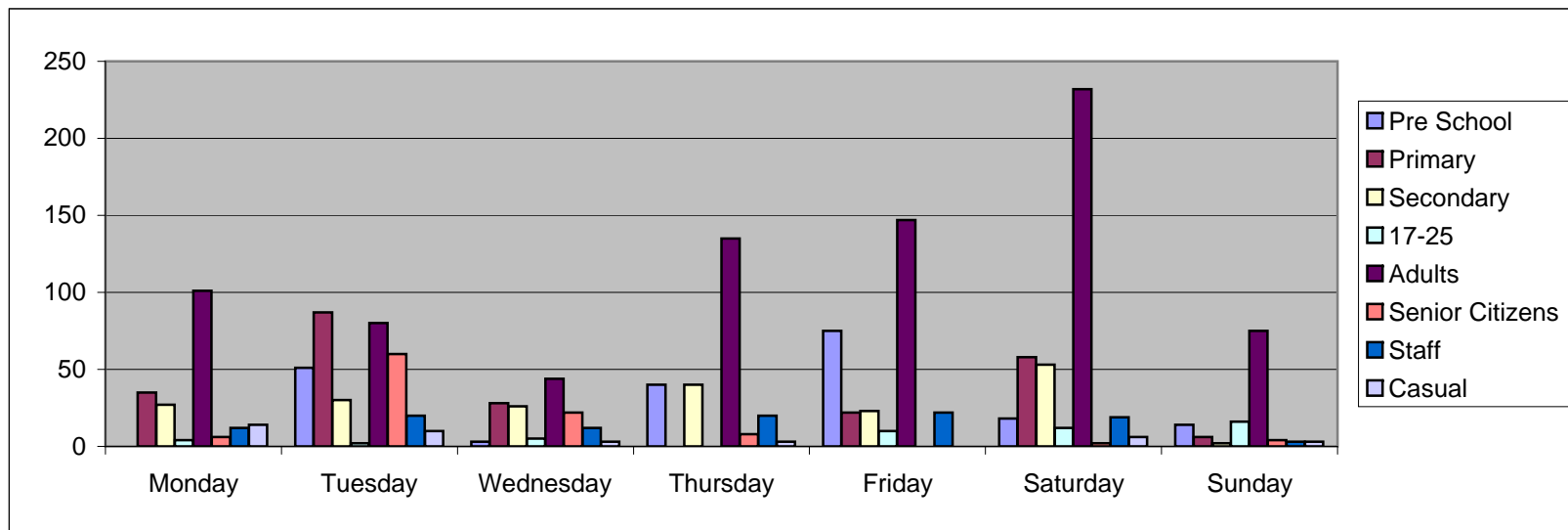
---

## Centre Summary

## Blackburn

Audit of Facilities

<b>Blackburn</b>	<b>Monday</b>	<b>Tuesday</b>	<b>Wednesday</b>	<b>Thursday</b>	<b>Friday</b>	<b>Saturday</b>	<b>Sunday</b>	<b>Total</b>
Pre School		51	3	40	75	18	14	201
Primary	35	87	28	0	22	58	6	236
Secondary	27	30	26	40	23	53	2	201
17-25	4	2	5	0	10	12	16	49
Adults	101	80	44	135	147	232	75	814
Senior Citizens	6	60	22	8	0	2	4	102
Staff	12	20	12	20	22	19	3	108
Casual	14	10	3	3		6	3	39
<b>Total</b>	<b>199</b>	<b>340</b>	<b>143</b>	<b>246</b>	<b>299</b>	<b>400</b>	<b>123</b>	<b>1750</b>



---



---



---



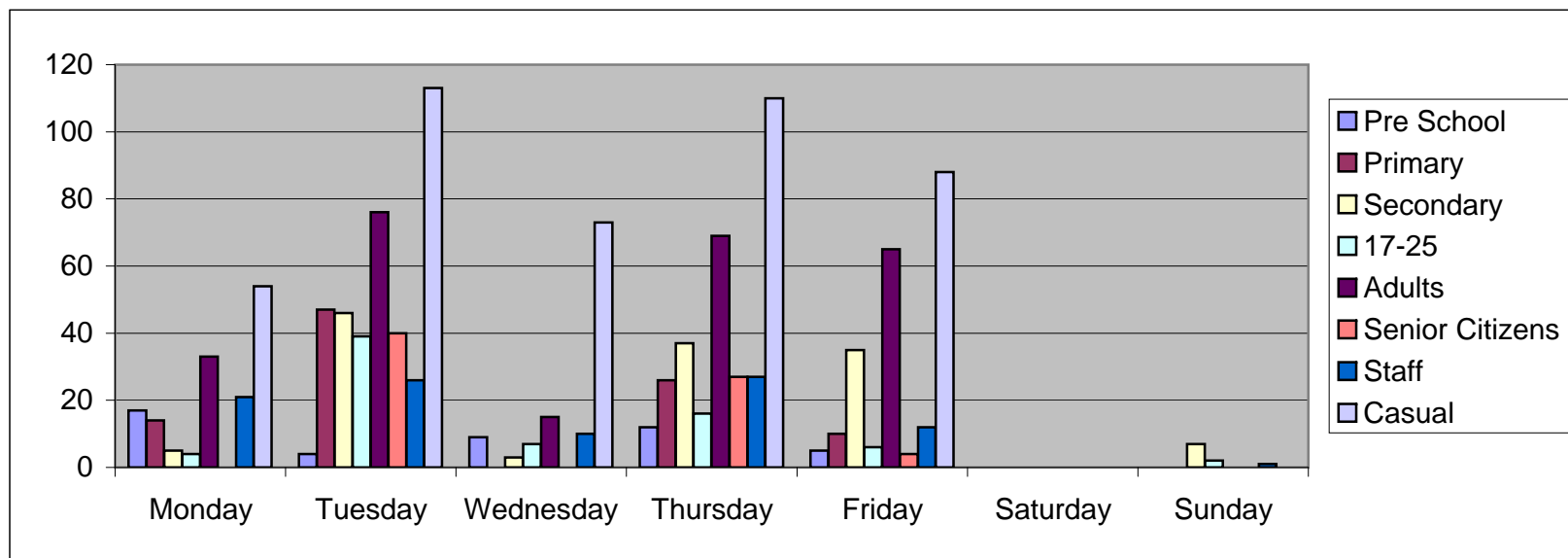
---

**Centre Summary**

**Craigsfarm**

Audit of Facilities

<b>Craigsfarm</b>	<b>Monday</b>	<b>Tuesday</b>	<b>Wednesday</b>	<b>Thursday</b>	<b>Friday</b>	<b>Saturday</b>	<b>Sunday</b>	<b>Total</b>
Pre School	17	4	9	12	5			47
Primary	14	47		26	10			97
Secondary	5	46	3	37	35		7	133
17-25	4	39	7	16	6		2	74
Adults	33	76	15	69	65			258
Senior Citizens		40		27	4			71
Staff	21	26	10	27	12		1	97
Casual	54	113	73	110	88		0	438
<b>Total</b>	<b>148</b>	<b>391</b>	<b>117</b>	<b>324</b>	<b>225</b>	<b>0</b>	<b>10</b>	<b>1215</b>



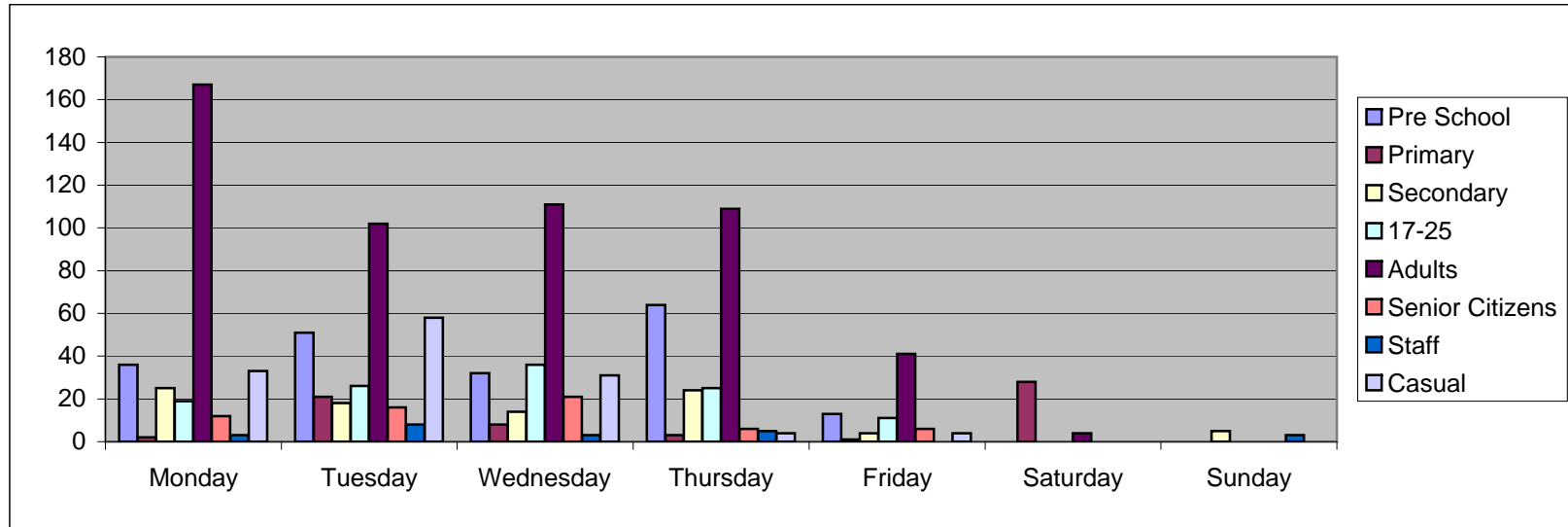
---

**Centre Summary**

**Crofthead**

Audit of Facilities

<b>Crofthead</b>	<b>Monday</b>	<b>Tuesday</b>	<b>Wednesday</b>	<b>Thursday</b>	<b>Friday</b>	<b>Saturday</b>	<b>Sunday</b>	<b>Total</b>
Pre School	36	51	32	64	13			196
Primary	2	21	8	3	1	28		63
Secondary	25	18	14	24	4		5	90
17-25	19	26	36	25	11			117
Adults	167	102	111	109	41	4		534
Senior Citizens	12	16	21	6	6			61
Staff	3	8	3	5			3	22
Casual	33	58	31	4	4			130
<b>Total</b>	<b>297</b>	<b>300</b>	<b>256</b>	<b>240</b>	<b>80</b>	<b>32</b>	<b>8</b>	<b>1213</b>



---




---

**Centre Summary**

**Eastfield**

Audit of Facilities

<b>Eastfield</b>	<b>Monday</b>	<b>Tuesday</b>	<b>Wednesday</b>	<b>Thursday</b>	<b>Friday</b>	<b>Saturday</b>	<b>Sunday</b>	<b>Total</b>
Pre School								0
Primary								0
Secondary								0
17-25								0
Adults								0
Senior Citizens								0
Staff								
Casual								
<b>Total</b>	<b>0</b>	<b>0</b>	<b>0</b>	<b>0</b>	<b>0</b>	<b>0</b>	<b>0</b>	<b>0</b>



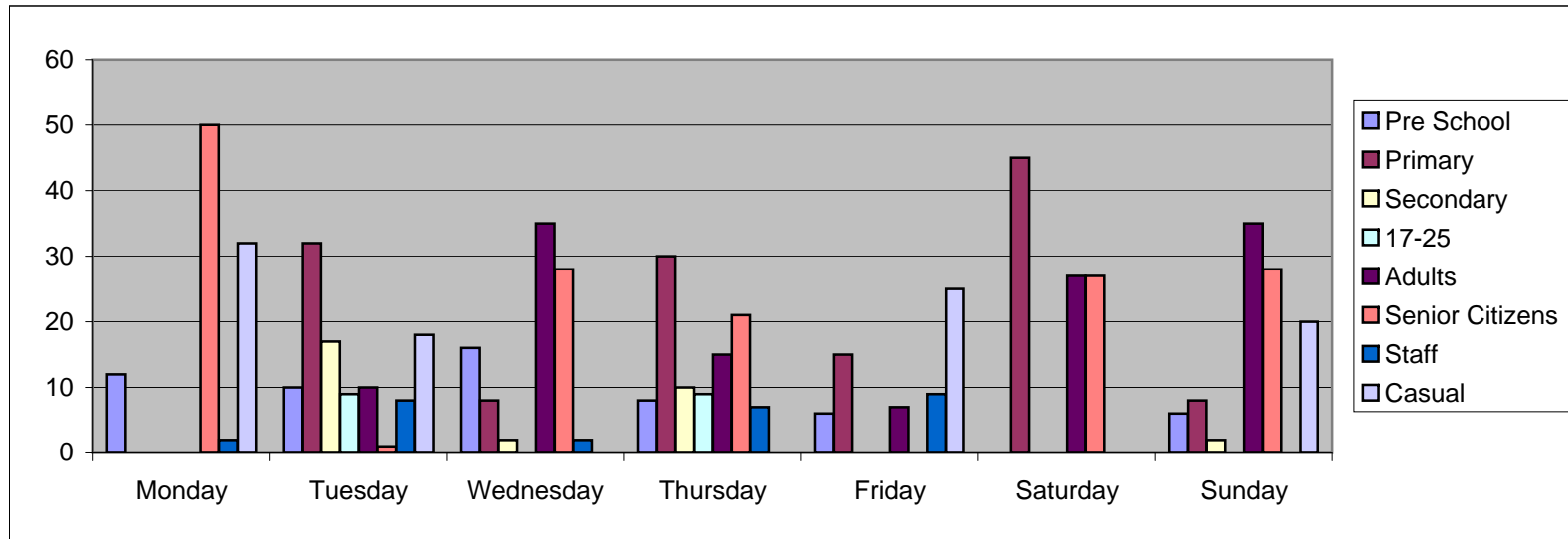
---

**Centre Summary**

**East Whitburn**

Audit of Facilities

<b>East Whitburn</b>	<b>Monday</b>	<b>Tuesday</b>	<b>Wednesday</b>	<b>Thursday</b>	<b>Friday</b>	<b>Saturday</b>	<b>Sunday</b>	<b>Total</b>
Pre School	12	10	16	8	6		6	58
Primary		32	8	30	15	45	8	138
Secondary		17	2	10			2	31
17-25		9		9				18
Adults		10	35	15	7	27	35	129
Senior Citizens	50	1	28	21		27	28	155
Staff	2	8	2	7	9			28
Casual	32	18			25		20	95
<b>Total</b>	<b>96</b>	<b>105</b>	<b>91</b>	<b>100</b>	<b>62</b>	<b>99</b>	<b>99</b>	<b>652</b>



---



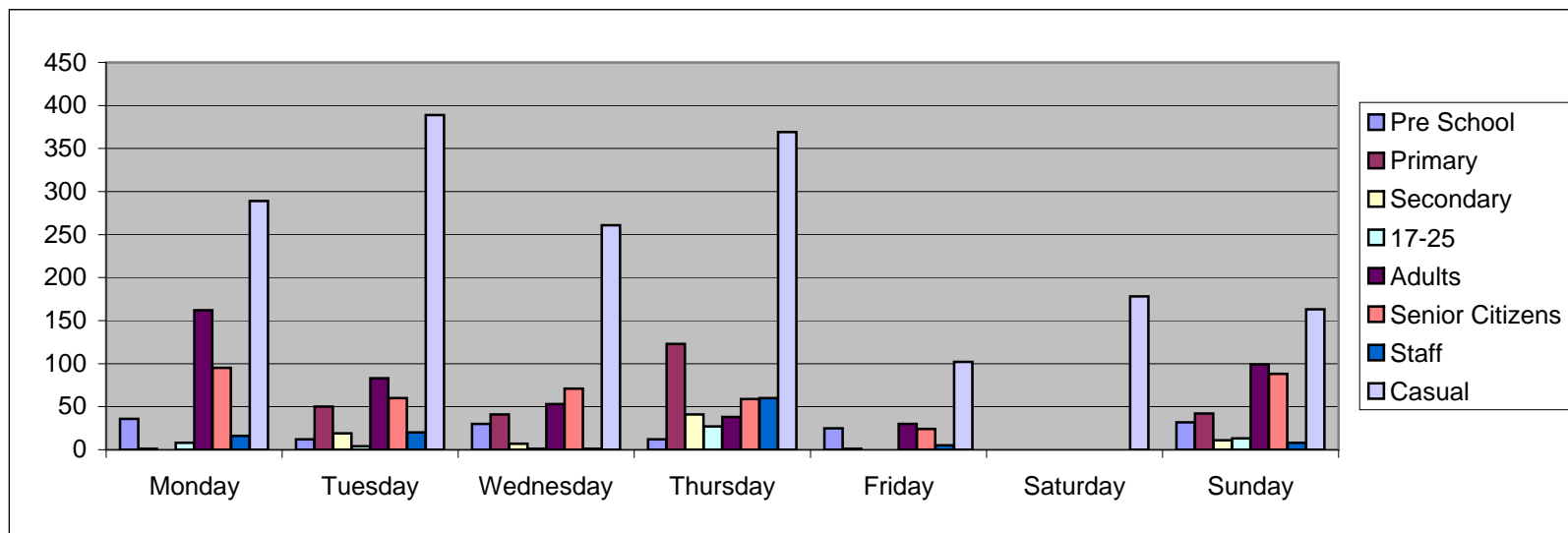
---

## Centre Summary

## Lanthorn

### Audit of Facilities

Lanthorn	Monday	Tuesday	Wednesday	Thursday	Friday	Saturday	Sunday	Total
Pre School	36	12	30	12	25		32	147
Primary	1	50	41	123	1		42	258
Secondary		19	7	41			11	78
17-25	8	4	1	27			13	53
Adults	162	83	53	38	30		99	465
Senior Citizens	95	60	71	59	24		88	397
Staff	16	20	1	60	5		8	110
Casual	289	389	261	369	102	178	163	1751
<b>Total</b>	<b>607</b>	<b>637</b>	<b>465</b>	<b>729</b>	<b>187</b>	<b>0</b>	<b>456</b>	<b>3259</b>



---



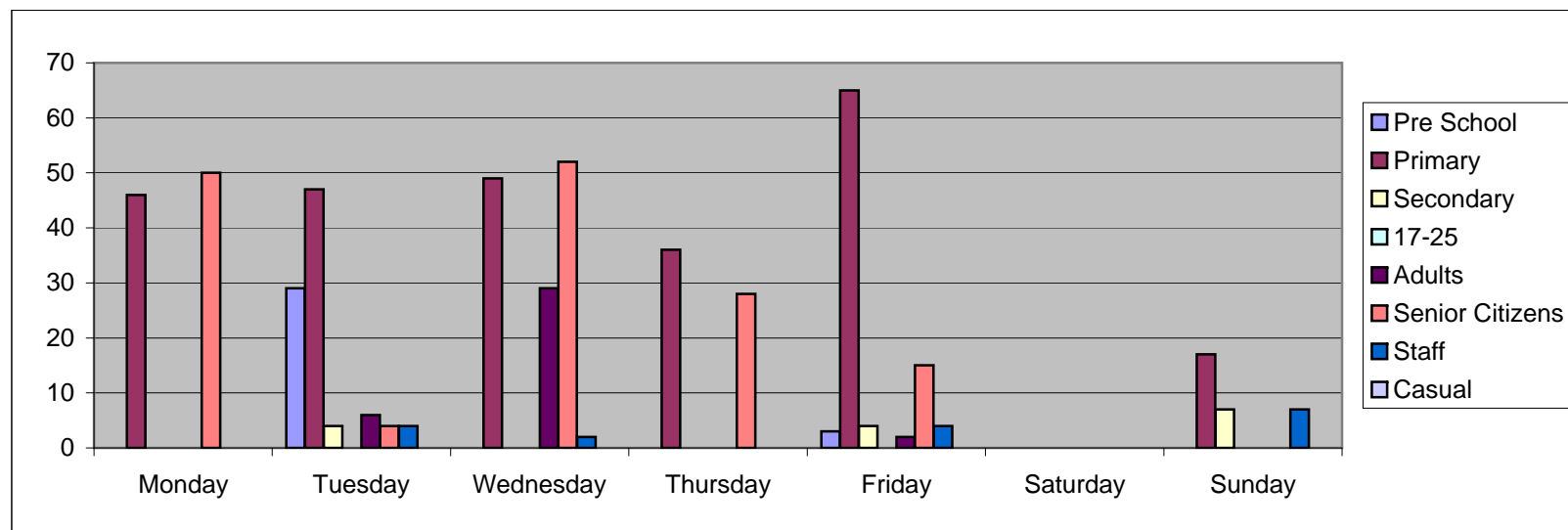
---

## Centre Summary

## Mid Calder

### Audit of Facilities

Mid Calder	Monday	Tuesday	Wednesday	Thursday	Friday	Saturday	Sunday	Total
Pre School		29			3			32
Primary	46	47	49	36	65		17	260
Secondary		4			4		7	15
17-25								0
Adults		6	29		2			37
Senior Citizens	50	4	52	28	15			149
Staff		4	2		4		7	17
Casual								0
<b>Total</b>	<b>96</b>	<b>94</b>	<b>132</b>	<b>64</b>	<b>93</b>	<b>0</b>	<b>31</b>	<b>510</b>



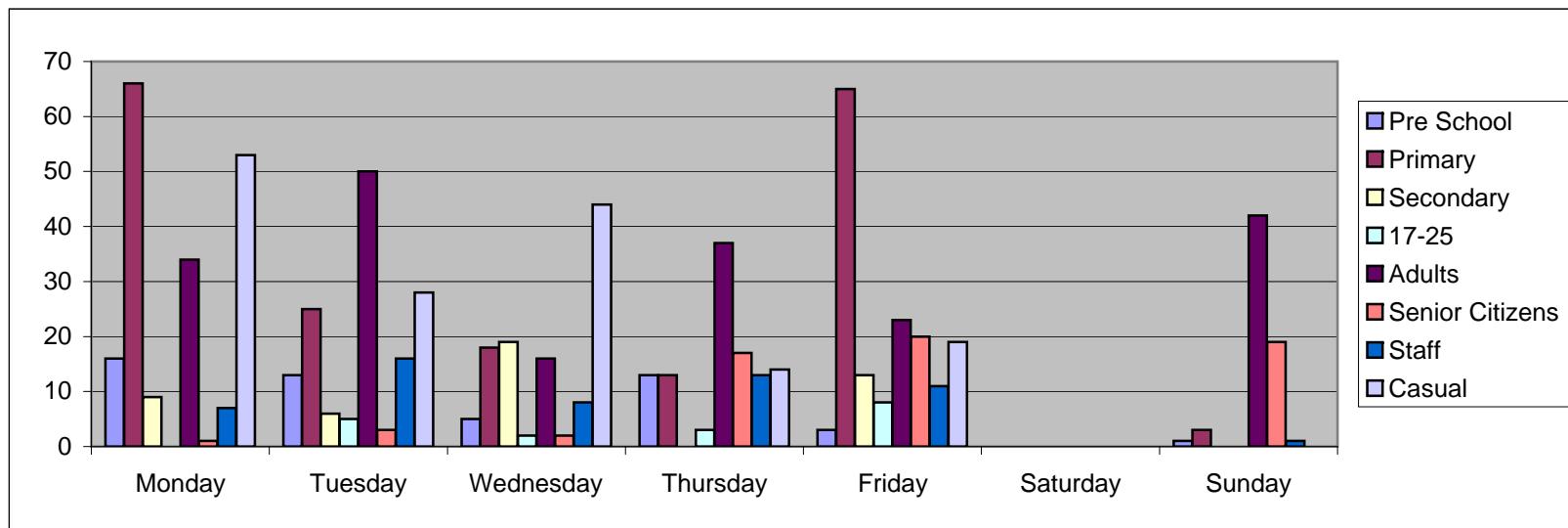
---

**Centre Summary**

**Mosswood**

Audit of Facilities

<b>Mosswood</b>	<b>Monday</b>	<b>Tuesday</b>	<b>Wednesday</b>	<b>Thursday</b>	<b>Friday</b>	<b>Saturday</b>	<b>Sunday</b>	<b>Total</b>
Pre School	16	13	5	13	3		1	51
Primary	66	25	18	13	65		3	190
Secondary	9	6	19		13			47
17-25		5	2	3	8			18
Adults	34	50	16	37	23		42	202
Senior Citizens	1	3	2	17	20		19	62
Staff	7	16	8	13	11		1	56
Casual	53	28	44	14	19			158
<b>Total</b>	<b>186</b>	<b>146</b>	<b>114</b>	<b>110</b>	<b>162</b>	<b>0</b>	<b>66</b>	<b>784</b>



---



---



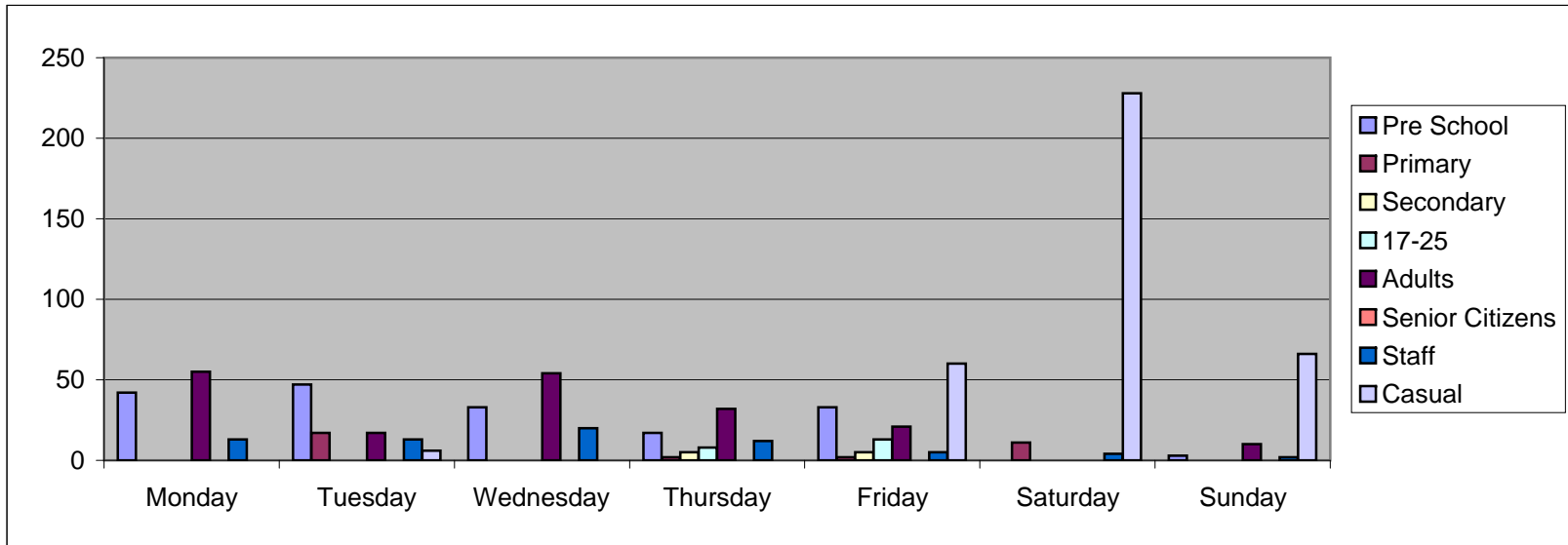
---

**Centre Summary**

**Newyearfield**

Audit of Facilities

<b>Newyearfield</b>	<b>Monday</b>	<b>Tuesday</b>	<b>Wednesday</b>	<b>Thursday</b>	<b>Friday</b>	<b>Saturday</b>	<b>Sunday</b>	<b>Total</b>
Pre School	42	47	33	17	33		3	175
Primary		17		2	2	11		32
Secondary				5	5			10
17-25				8	13			21
Adults	55	17	54	32	21		10	189
Senior Citizens					0			0
Staff	13	13	20	12	5	4	2	69
Casual		6			60	228	66	360
<b>Total</b>	<b>110</b>	<b>100</b>	<b>107</b>	<b>76</b>	<b>139</b>	<b>243</b>	<b>81</b>	<b>856</b>



---



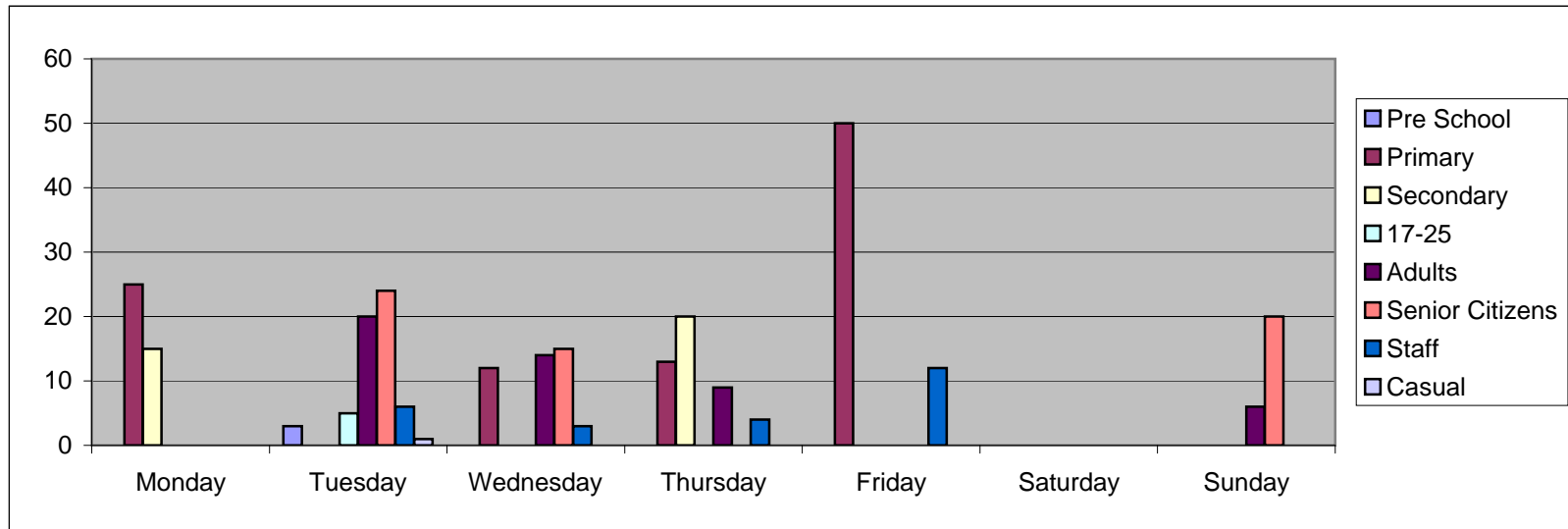
---

**Centre Summary**

**Polbeth**

Audit of Facilities

<b>Polbeth</b>	<b>Monday</b>	<b>Tuesday</b>	<b>Wednesday</b>	<b>Thursday</b>	<b>Friday</b>	<b>Saturday</b>	<b>Sunday</b>	<b>Total</b>
Pre School		3						3
Primary	25		12	13	50			100
Secondary	15			20				35
17-25		5						5
Adults		20	14	9			6	49
Senior Citizens		24	15				20	59
Staff		6	3	4	12			25
Casual		1						1
<b>Total</b>	<b>40</b>	<b>59</b>	<b>44</b>	<b>46</b>	<b>62</b>	<b>0</b>	<b>26</b>	<b>277</b>



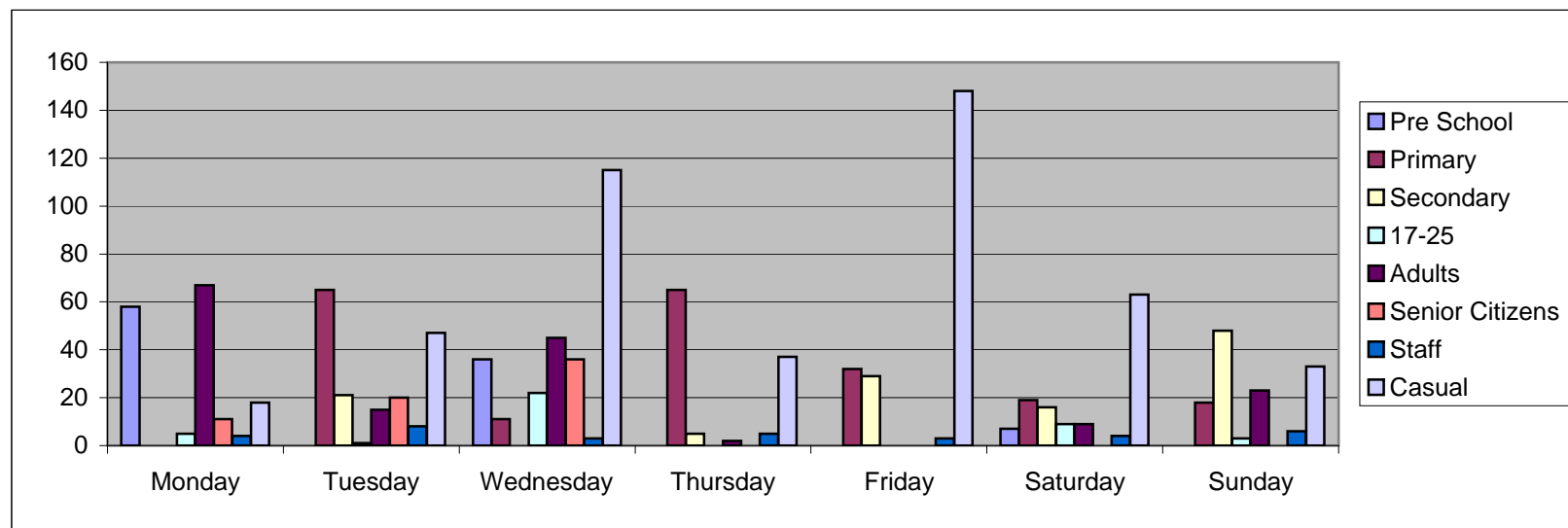
---

## Centre Summary

## Seafield

Audit of Facilities

<b>Seafield</b>	<b>Monday</b>	<b>Tuesday</b>	<b>Wednesday</b>	<b>Thursday</b>	<b>Friday</b>	<b>Saturday</b>	<b>Sunday</b>	<b>Total</b>
Pre School	58		36			7		101
Primary		65	11	65	32	19	18	210
Secondary		21		5	29	16	48	119
17-25	5	1	22			9	3	40
Adults	67	15	45	2		9	23	161
Senior Citizens	11	20	36			0		67
Staff	4	8	3	5	3	4	6	33
Casual	18	47	115	37	148	63	33	461
<b>Total</b>	<b>163</b>	<b>177</b>	<b>268</b>	<b>114</b>	<b>212</b>	<b>127</b>	<b>131</b>	<b>1192</b>



---



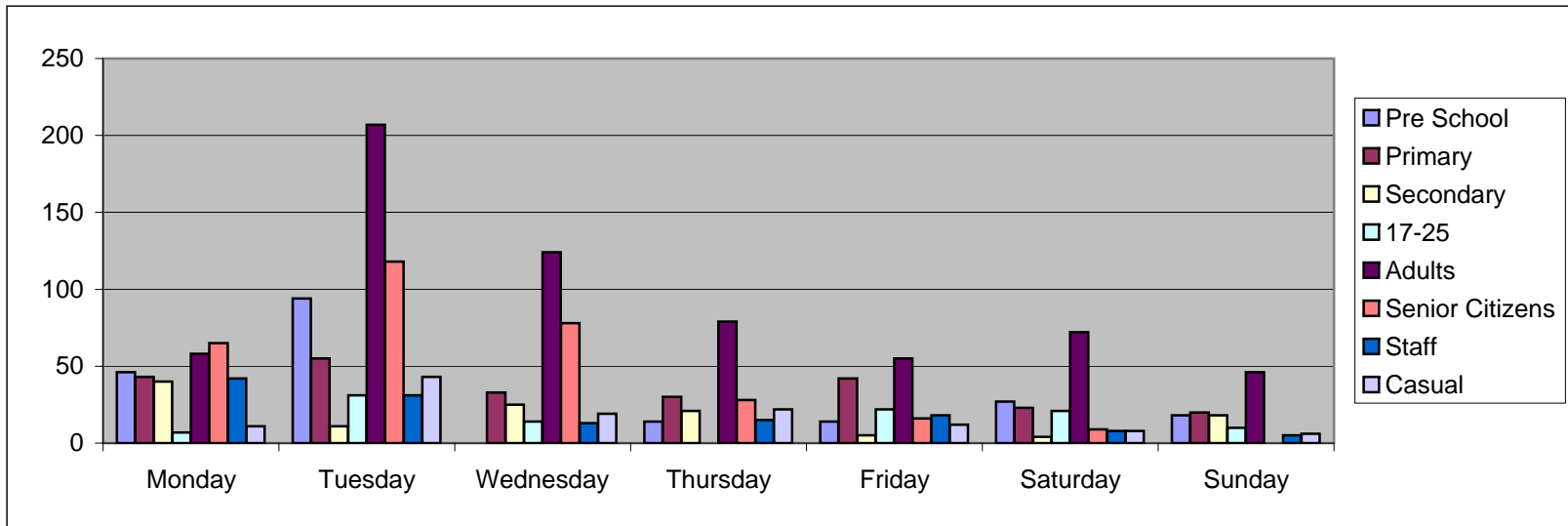
---

**Centre Summary**

**Strathbrock**

Audit of Facilities

<b>Strathbrock</b>	<b>Monday</b>	<b>Tuesday</b>	<b>Wednesday</b>	<b>Thursday</b>	<b>Friday</b>	<b>Saturday</b>	<b>Sunday</b>	<b>Total</b>
Pre School	46	94		14	14	27	18	213
Primary	43	55	33	30	42	23	20	246
Secondary	40	11	25	21	5	4	18	124
17-25	7	31	14		22	21	10	105
Adults	58	207	124	79	55	72	46	641
Senior Citizens	65	118	78	28	16	9		314
Staff	42	31	13	15	18	8	5	132
Casual	11	43	19	22	12	8	6	121
<b>Total</b>	<b>312</b>	<b>590</b>	<b>306</b>	<b>209</b>	<b>184</b>	<b>172</b>	<b>123</b>	<b>1896</b>



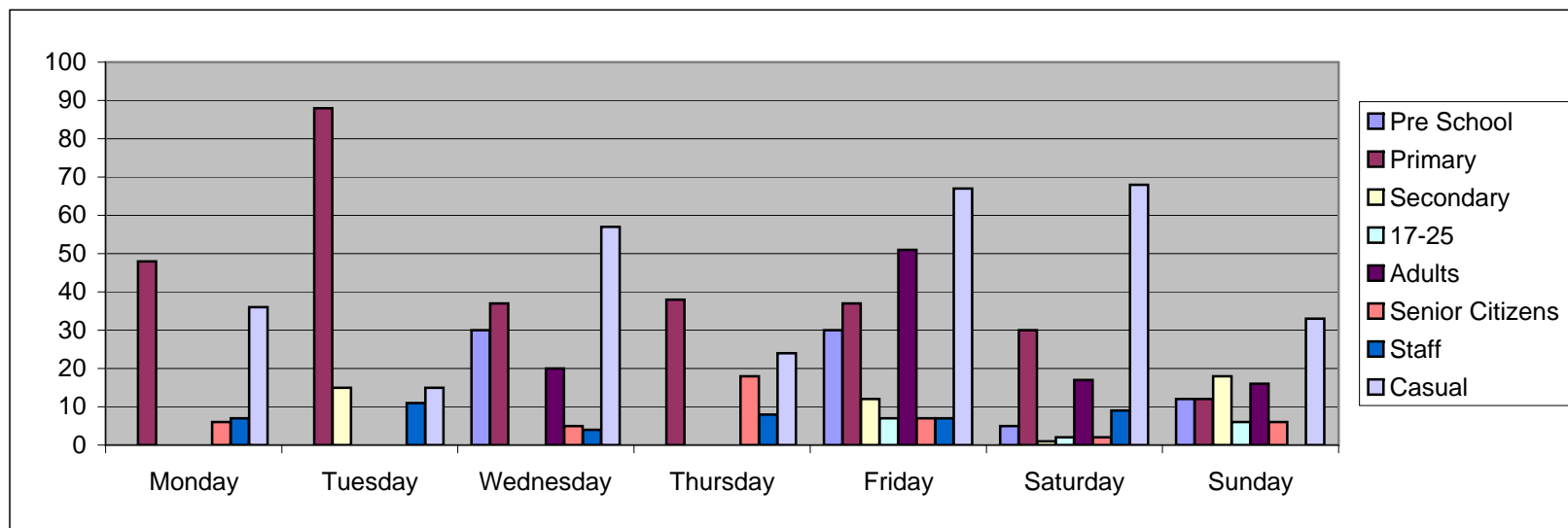
---

## Centre Summary

## Torphichen

### Audit of Facilities

<b>Torphichen</b>	<b>Monday</b>	<b>Tuesday</b>	<b>Wednesday</b>	<b>Thursday</b>	<b>Friday</b>	<b>Saturday</b>	<b>Sunday</b>	<b>Total</b>
Pre School			30		30	5	12	77
Primary	48	88	37	38	37	30	12	290
Secondary		15			12	1	18	46
17-25					7	2	6	15
Adults			20		51	17	16	104
Senior Citizens	6		5	18	7	2	6	44
Staff	7	11	4	8	7	9		46
Casual	36	15	57	24	67	68	33	300
<b>Total</b>	<b>97</b>	<b>129</b>	<b>153</b>	<b>88</b>	<b>218</b>	<b>134</b>	<b>103</b>	<b>922</b>



---



---



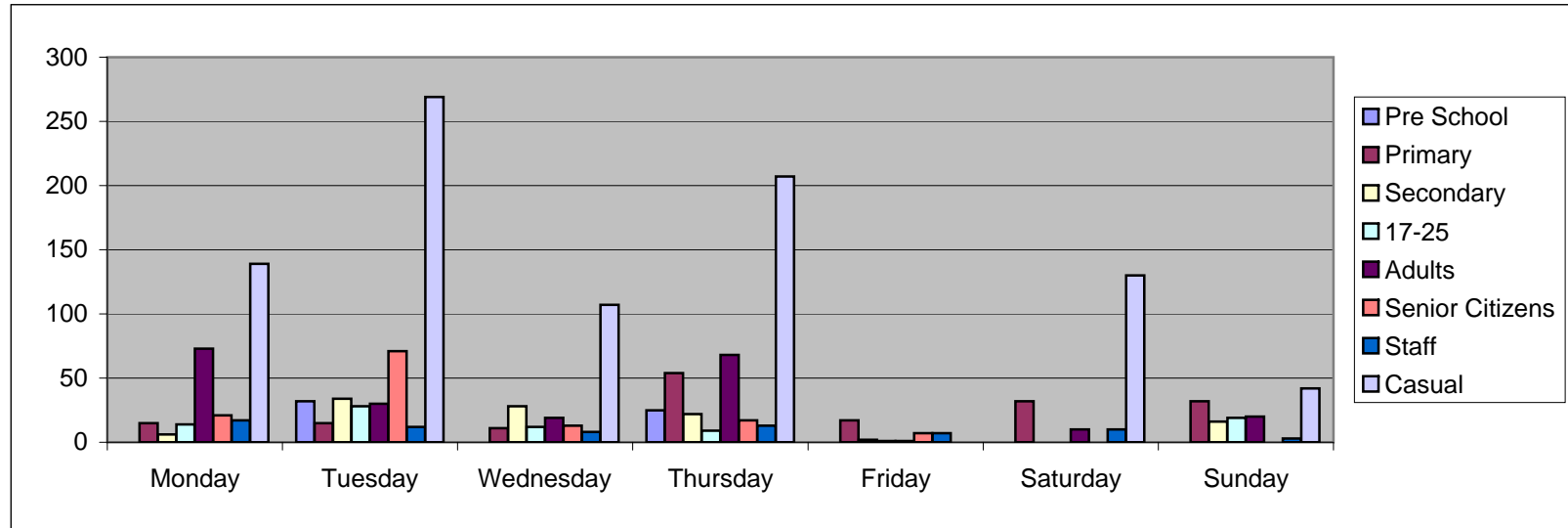
---

**Centre Summary**

**Whitburn**

Audit of Facilities

<b>Whitburn</b>	<b>Monday</b>	<b>Tuesday</b>	<b>Wednesday</b>	<b>Thursday</b>	<b>Friday</b>	<b>Saturday</b>	<b>Sunday</b>	<b>Total</b>
Pre School		32		25				57
Primary	15	15	11	54	17	32	32	176
Secondary	6	34	28	22	2		16	108
17-25	14	28	12	9	1		19	83
Adults	73	30	19	68	1	10	20	221
Senior Citizens	21	71	13	17	7			129
Staff	17	12	8	13	7	10	3	70
Casual	139	269	107	207		130	42	894
<b>Total</b>	<b>285</b>	<b>491</b>	<b>198</b>	<b>415</b>	<b>35</b>	<b>182</b>	<b>132</b>	<b>1738</b>



---

Centre Summary

Winchburgh

---

Audit of Facilities

Winchburgh	Monday	Tuesday	Wednesday	Thursday	Friday	Saturday	Sunday	Total
Pre School								0
Primary								0
Secondary								0
17-25								0
Adults								0
Senior Citizens								0
staff								
casual								
<b>Total</b>	<b>0</b>	<b>0</b>	<b>0</b>	<b>0</b>	<b>0</b>	<b>0</b>	<b>0</b>	<b>0</b>

**No Survey Done**

---

