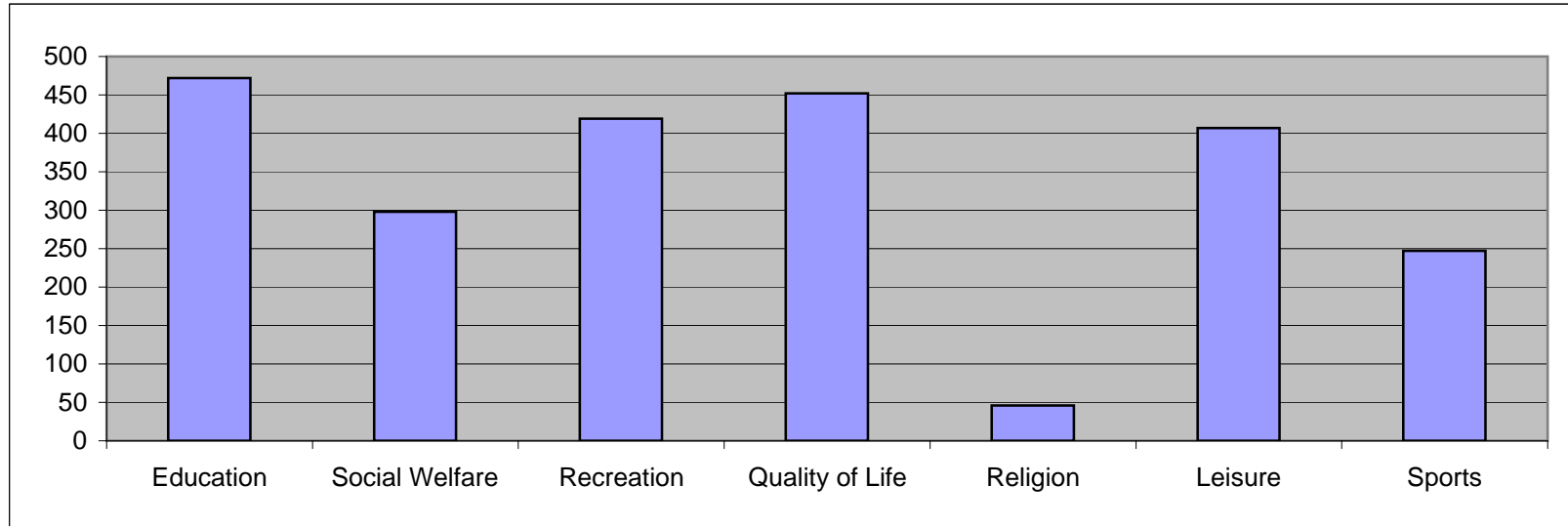


Overall Centre Summary of Activities

Audit of Facilities

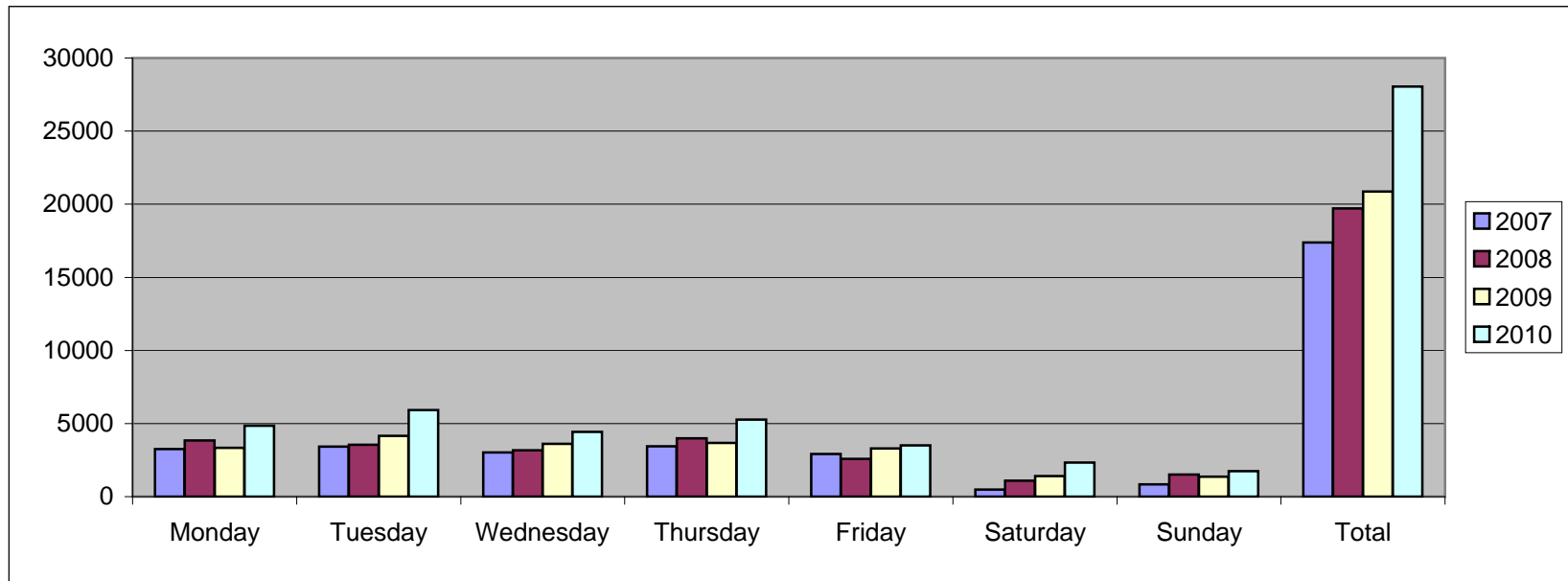
	Education	Social Welfare	Recreation	Quality of Life	Religion	Leisure	Sports	Total
	472	298	419	452	46	407	247	2341
								0
								0
								0
								0
								0
								0
								0
Total	472	298	419	452	46	407	247	2341



COMMUNITY FACILITIES USAGE SUMMARY 2009

Audit of Facilities

	Monday	Tuesday	Wednesday	Thursday	Friday	Saturday	Sunday	Total
2007	3252	3414	3017	3442	2922	487	848	17382
2008	3835	3555	3163	3984	2576	1096	1502	19711
2009	3334	4157	3609	3681	3295	1407	1375	20858
2010	4853	5930	4432	5261	3497	2320	1752	28045



These figures are for one week only and have an increase of 7187 from last year

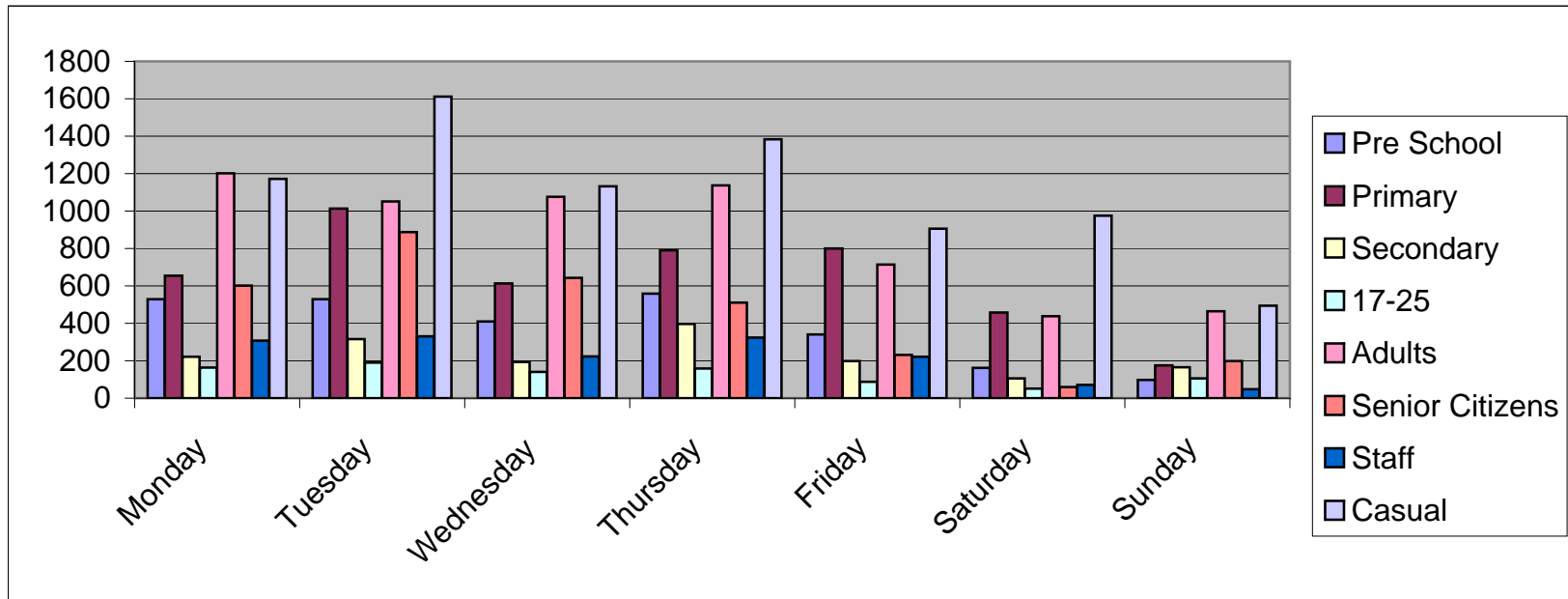
EASTFIELD & WINCHBURGH ????????

Armada and Forestbank have reduced usage as they are presently relocated to alternative venues while the Centre is refurbished

Summary

Audit of Facilities

	Monday	Tuesday	Wednesday	Thursday	Friday	Saturday	Sunday	Total
Pre School	529	529	410	559	340	162	98	2627
Primary	655	1013	613	790	800	458	175	4504
Secondary	222	316	194	397	198	105	166	1598
17-25	164	190	141	159	88	52	106	900
Adults	1202	1051	1076	1137	714	438	465	6083
Senior Citizens	602	888	643	511	231	59	199	3133
Staff	307	331	223	324	221	71	48	1525
Casual	1172	1612	1132	1384	905	975	495	7675
Total	4853	5930	4432	5261	3497	2320	1752	28045



NOTE: Casual Users has not been broken into life stages only days of week. Staff have been added this year

Centre Summary of Activities

Armadale

Audit of Facilities

	Education	Social Welfare	Recreation	Quality of Life	Religion	Leisure	Sports	Total
	18	8	11	14	0	5	0	56
								0
								0
								0
								0
								0
								0
								0
Total	18	8	11	14	0	5	0	56

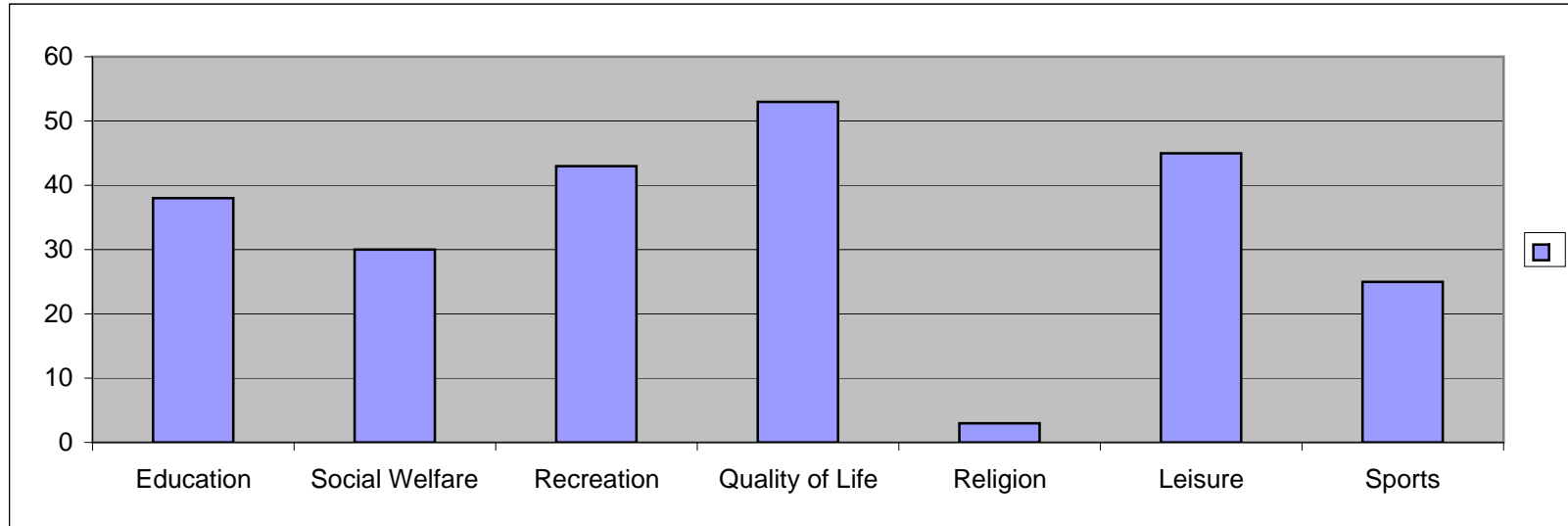


Centre Summary of Activities

Bathgate

Audit of Facilities

	Education	Social Welfare	Recreation	Quality of Life	Religion	Leisure	Sports	Total
	38	30	43	53	3	45	25	237
								0
								0
								0
								0
								0
								0
								0
Total	38	30	43	53	3	45	25	237

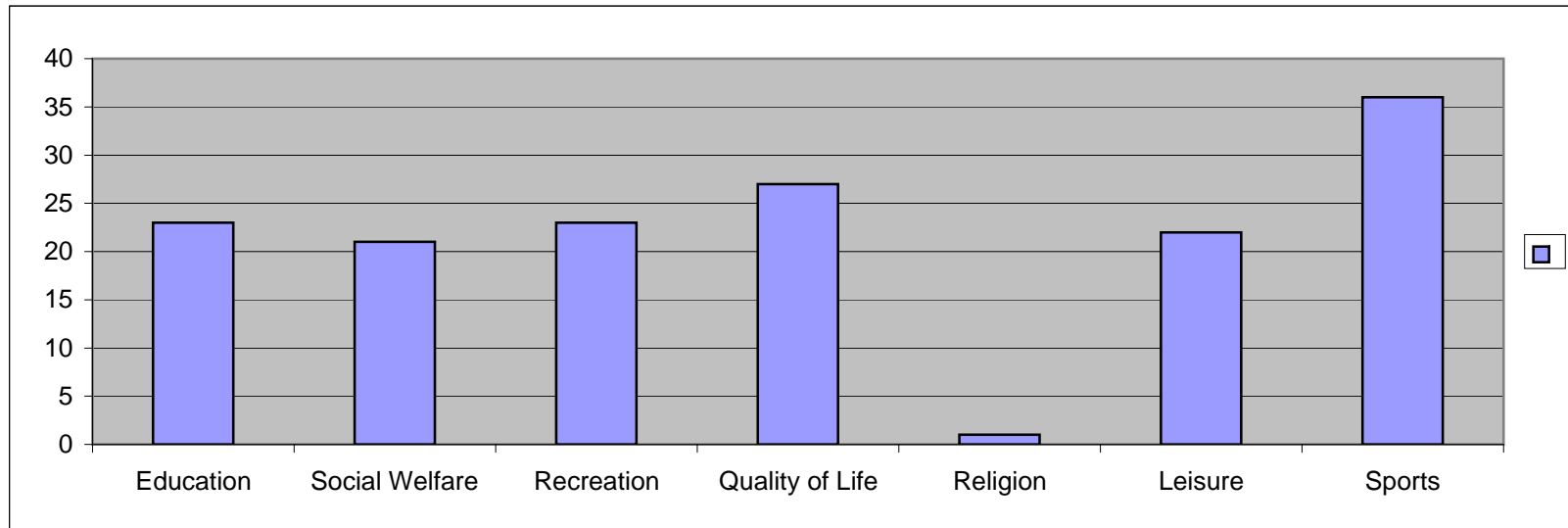


Centre Summary of Activities

Blackburn

Audit of Facilities

	Education	Social Welfare	Recreation	Quality of Life	Religion	Leisure	Sports	Total
	23	21	23	27	1	22	36	153
								0
								0
								0
								0
								0
								0
								0
Total	23	21	23	27	1	22	36	153

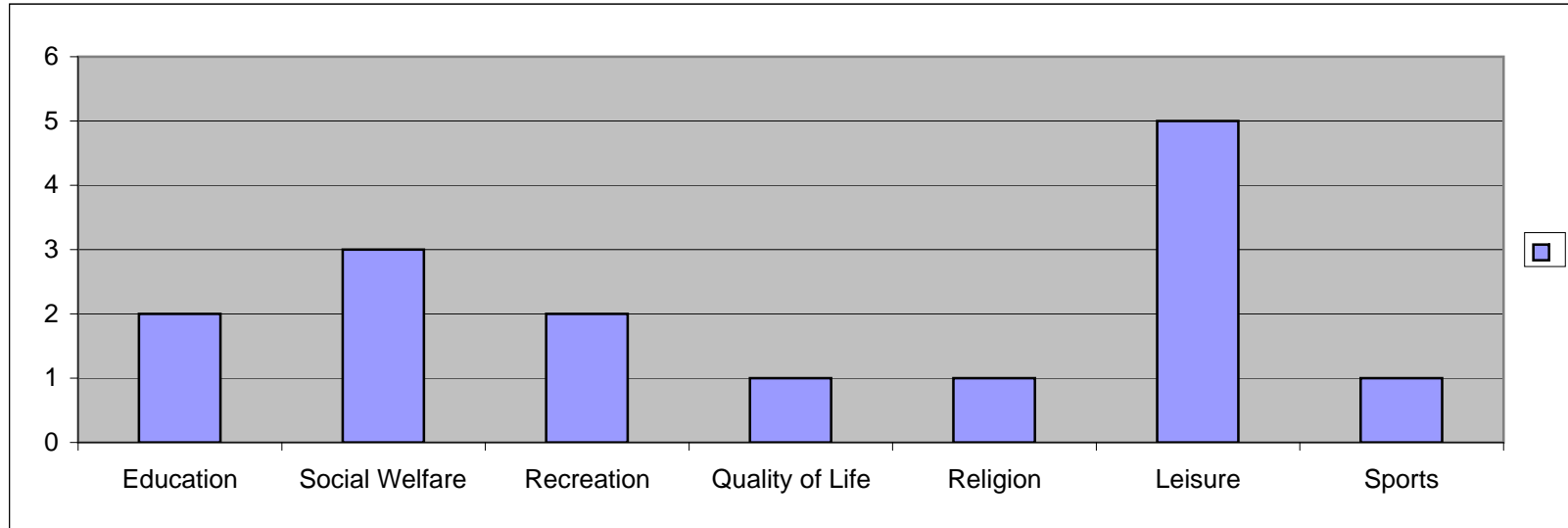


Centre Summary of Activities

Bridgend

Audit of Facilities

	Education	Social Welfare	Recreation	Quality of Life	Religion	Leisure	Sports	Total
	2	3	2	1	1	5	1	15
								0
								0
								0
								0
								0
								0
								0
Total	2	3	2	1	1	5	1	15

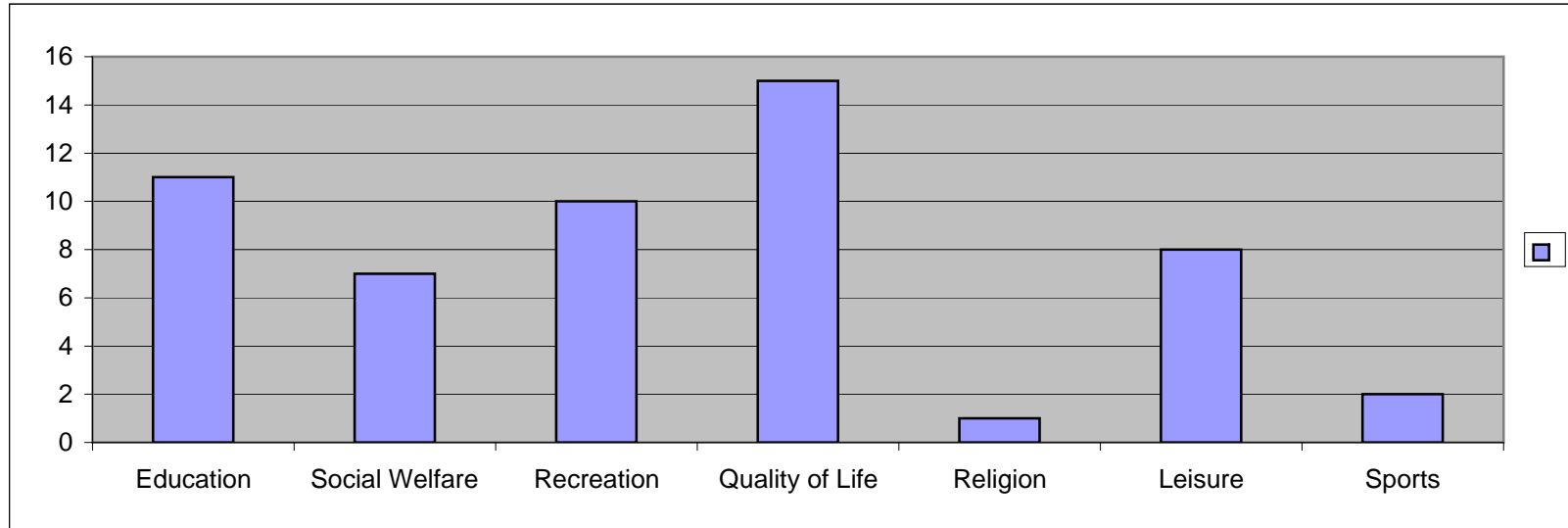


Centre Summary of Activities

Carmondean

Audit of Facilities

	Education	Social Welfare	Recreation	Quality of Life	Religion	Leisure	Sports	Total
	11	7	10	15	1	8	2	54
								0
								0
								0
								0
								0
								0
								0
Total	11	7	10	15	1	8	2	54

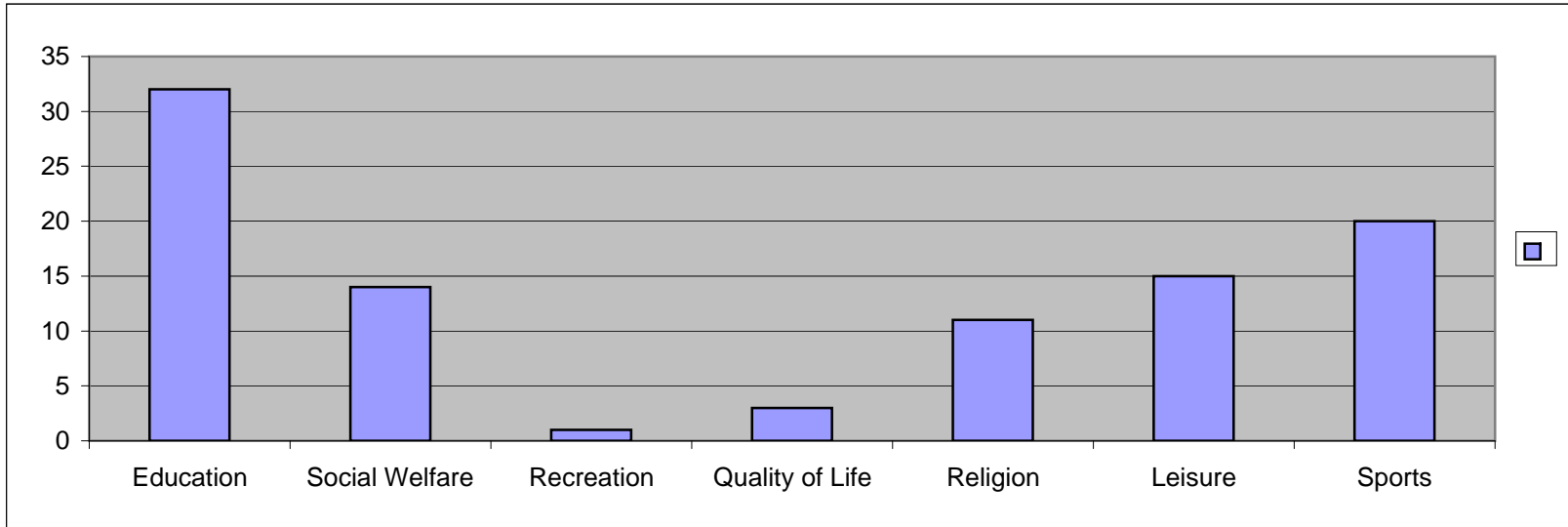


Centre Summary of Activities

Craigsfarm

Audit of Facilities

	Education	Social Welfare	Recreation	Quality of Life	Religion	Leisure	Sports	Total
	32	14	1	3	11	15	20	96
								0
								0
								0
								0
								0
								0
								0
Total	32	14	1	3	11	15	20	96

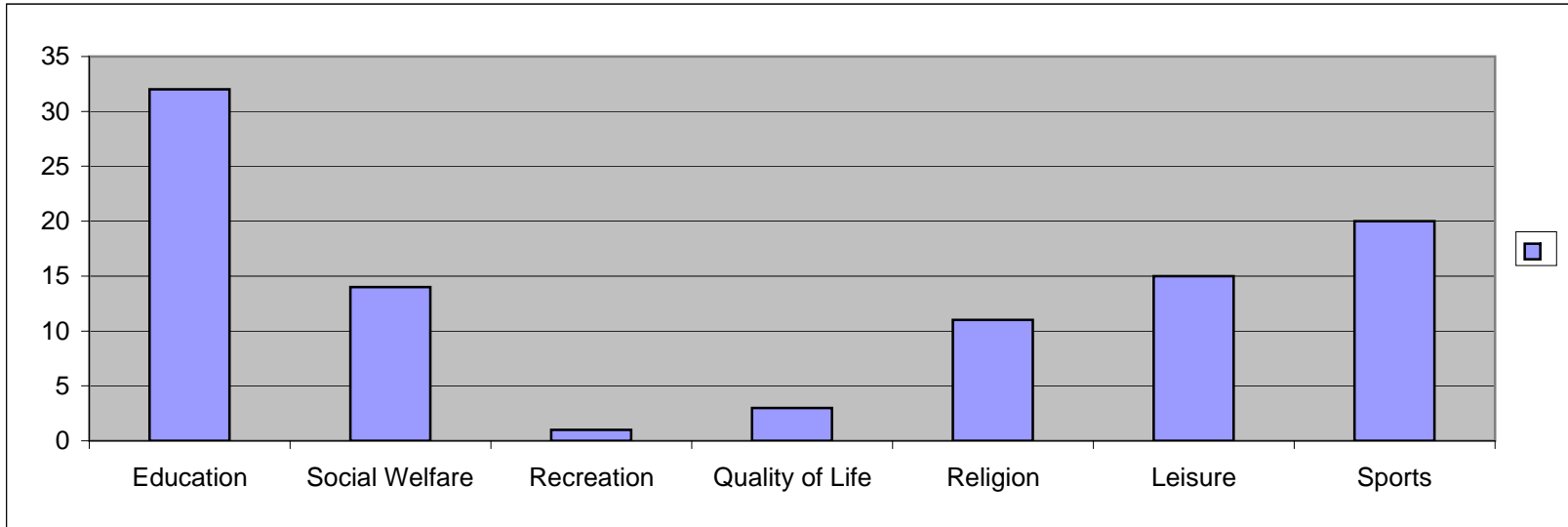


Centre Summary of Activities

Craigsfarm

Audit of Facilities

	Education	Social Welfare	Recreation	Quality of Life	Religion	Leisure	Sports	Total
	32	14	1	3	11	15	20	96
								0
								0
								0
								0
								0
								0
								0
Total	32	14	1	3	11	15	20	96



Centre Summary of Activities

Lanthorn

Audit of Facilities

Lanthorn	Education	Social Welfare	Recreation	Quality of Life	Religion	Leisure	Sports	Total
	42	30	32	37	12	27	6	186
								0
								0
								0
								0
								0
								0
								0
Total	42	30	32	37	12	27	6	186